

12th February, 2016

To,
Deptt. of Corporate Services- Listing
National Stock Exchange of India Limited
Exchange Plaza, Plot no. C/1, G Block,
Bandra-Kurla Complex, Bandra (E)
Mumbai - 400 051

**Sub: Un-Audited (Standalone & Consolidated) Financial Results for the Third Quarter
/ Nine Months ended 31st December, 2015.**

Respected Sir,


Pursuant to Regulation 33 of the SEBI (Listing Obligations and Disclosure Requirements) Regulations, 2015, kindly find enclosed herewith Un-Audited (Standalone & Consolidated) Financial Results for the Third Quarter / Nine Months ended 31st December, 2015.

For Aurionpro Solutions Limited


Ninad Kelkar

Company Secretary

Aurionpro Solutions Limited								
Statement of Standalone Unaudited Financial Results for the quarter and nine months ended 31 December 2015								
PART-I	Sr. No.	Particulars	Quarter ended			Nine months ended		(Rs.in Lakhs)
			31 December 2015	30 September 2015	31 December 2014	31 December 2015	31 December 2014	Year ended
			Unaudited	Unaudited	Unaudited	Unaudited	Unaudited	31 March 2015
							Audited	
1		Income from operations						
	(a)	Net sales / income from operations	4,041.97	3,601.12	5,507.88	12,011.66	18,047.76	26,130.68
	(b)	Other operating income	-	-	-	-	-	-
		Total income from operations	4,041.97	3,601.12	5,507.88	12,011.66	18,047.76	26,130.68
2		Expenses						
	(a)	Software development and related expenses	656.27	756.09	3,204.73	2,068.77	10,059.54	13,994.49
	(b)	Changes in inventories of finished goods, work-in-progress and stock-in-trade	(43.23)	(114.14)	-	17.18	754.25	774.53
	(c)	Employee benefits expense	1,820.08	1,967.01	1,465.19	5,699.94	4,204.04	6,387.27
	(d)	Depreciation and amortisation expense	231.81	223.17	161.22	659.38	482.30	905.90
	(e)	Other expenses	708.48	614.03	616.07	2,343.94	1,883.56	2,922.29
		Total expenses	3,433.41	3,446.16	5,448.11	10,789.21	17,473.69	24,984.48
3		Profit from operations before other income, finance costs and exceptional items (1-2)	608.56	154.96	59.77	1,222.45	574.07	1,146.20
4		Other income	241.04	673.64	523.77	1,356.11	1,108.13	1,296.56
5		Profit from ordinary activities before finance costs and exceptional items (3+4)	849.60	828.60	583.54	2,678.56	1,682.20	2,442.76
6		Finance costs	168.36	216.99	217.88	569.96	713.14	1,051.56
7		Profit from ordinary activities after finance costs but before exceptional items (5-6)	681.24	611.61	365.66	2,008.60	969.06	1,391.20
8		Exceptional items	-	-	-	-	-	-
9		Profit from ordinary activities before tax (7+8)	681.24	611.61	365.66	2,008.60	969.06	1,391.20
10		Tax expenses	135.76	245.35	98.42	554.55	218.68	414.13
11		Net profit from ordinary activities after tax (9-10)	545.48	366.26	267.24	1,454.05	750.38	977.07
12		Extraordinary items (net of tax expenses)	-	-	-	-	-	-
13		Net profit for the period (11-12)	545.48	366.26	267.24	1,454.05	750.38	977.07
14		Paid up equity share capital (Face value of Rs 10 each)	2,195.03	1,985.43	1,821.57	2,195.03	1,821.57	1,985.43
15		Reserves excluding revaluation reserves	-	-	-	-	-	34,373.01
16		Earning per share (EPS) (of Rs 10 each) (not annualized) (Rs)						
		Before extraordinary items						
		Basic (in Rs.)	2.54	1.84	1.47	7.13	4.14	4.96
		Diluted (in Rs.)	2.54	1.84	1.46	7.13	4.11	4.96
		After extraordinary items						
		Basic (in Rs.)	2.54	1.84	1.47	7.13	4.14	4.96
		Diluted (in Rs.)	2.54	1.84	1.46	7.13	4.11	4.96
		See accompanying notes to the financial results						



Standalone Notes: -

1. The above results were reviewed by the Audit Committee and thereafter approved by the Board of Directors at their meeting held on 12 February 2016. The Statutory Auditors of the Company performed a review of these financial results in accordance with the Standard on Review Engagement (SRE) 2410, "Review of Interim Financial Information Performed by the Independent Auditor of the Entity" issued by the Institute of Chartered Accountants of India.
2. The Company has identified geographic segment as its primary segments on the basis of the location of assets. The Company's assets are predominantly located in India. Hence, no separate disclosure of segment information in line with Accounting Standard (AS) 17 on "Segmental Reporting" is required.
3. During the quarter ended and nine months ended 31 December 2015, the Company has earned foreign exchange gain of Rs 65.05 Lakhs and Rs 816.85 Lakhs respectively (31 December 2014 quarter ended Rs 431.54 Lakhs and nine months ended Rs 808.28 Lakhs).
4. Tax expenses for the quarter include deferred tax credit of Rs 31.67 Lakhs and for the nine months include deferred tax credit of Rs 234.22 Lakhs (31 December 2014 quarter ended deferred tax credit of Rs 101.10 Lakhs and nine months ended 31 December 2014 Rs 220.99 Lakhs).
5. Software development and other related expenses for the quarter include purchase of material of Rs 480.95 Lakhs and for the nine months include Rs 1,441.99 Lakhs. (Refer note 9 below).
6. At the 18th Annual General Meeting of the Company held on 22 September 2015, the shareholders approved allotment of 2,503,714 equity shares at the rate of Rs 220 per share and 1,240,000 share warrants at the rate of Rs 220 per share warrant on preferential basis in accordance with Chapter VII of Securities and Exchange Board of India (Issue of Capital and Disclosure Requirements) Regulations, 2009, as amended from time to time, including Foreign Exchange Management Act, 1999 and applicable provision of Companies Act, 2013.
7. During the current quarter, the Company has made allotment of share warrants and fully paid up equity shares on cash basis to Promoter and Non Promoters details of which are as follows:
 - a) On 15th October 2015, the Company has allotted 740,000 share warrants and 800,000 fully paid up equity shares having a nominal value of Rs 10 each at a premium of Rs 210 per share and;
 - b) On 27th October 2015, the Company has allotted 500,000 share warrants and 1,295,983 fully paid up equity shares having a nominal value of Rs 10 each at a premium of Rs 210 per share.



8. The proceeds of Rs 5,293.16 Lakhs from the aforesaid allotment have been utilized by the Company as per the object stated in the explanatory statement to the notice calling for the general meeting for considering preferential issue. There are no variations between projected and actual utilization of funds.
9. Pursuant to the scheme of Amalgamation approved by Hon'ble High Court of Judicature of Bombay vide its order dated 30 January 2015, Intellvisions Software Limited ('ISL' or 'merged entity') was merged with the Company effective 12 March 2015 with the appointed date on 1 April 2014. Accordingly, the results of the Company for the quarter and nine months ended 31 December 2014, do not include results of the merged entity and are strictly not comparable to corresponding periods.
10. Upon the enactment of The Payment of Bonus (Amendment) Act, 2015, ("the Act"), the Company has made additional provision for bonus amounting Rs 56.95 lakhs (for the period 1 April 2014 to 31 December 2015). This has been booked under Employee Benefit expense.
11. Figures for the previous periods/year have been regrouped/reclassified wherever necessary to make them comparable with those of the current quarter.



Place: Mumbai

Date: 12 February 2016



For Aurionpro Solutions Limited


Amit Sheth

Co-Chairman and Managing Director

Aurionpro Solutions Limited


Statement of Consolidated Unaudited Financial Results for the quarter and nine months ended 31 December 2015

PART-I		(Rs.in Lakhs)					
Sr. No.	Particulars	Quarter ended			Nine months ended		Year ended
		31 December 2015	30 September 2015	31 December 2014	31 December 2015	31 December 2014	31 March 2015
		Unaudited	Unaudited	Unaudited	Unaudited	Unaudited	Audited
1	Income from operations						
(a)	Net sales / income from operations	18,728.05	17,684.36	17,210.22	52,840.72	53,535.31	73,713.95
(b)	Other operating income	-	-	-	-	-	-
	Total income from operations	18,728.05	17,684.36	17,210.22	52,840.72	53,535.31	73,713.95
2	Expenses						
(a)	Software development and related expenses	6,846.47	5,973.43	5,673.25	17,349.72	17,785.14	26,065.74
(b)	Changes in inventories of finished goods, work-in-progress and stock-in-trade	(43.24)	(114.14)	-	17.18	754.25	746.06
(c)	Employee benefits expense	7,652.18	8,243.18	6,820.87	23,071.30	20,351.22	26,977.79
(d)	Depreciation and amortisation expense	461.54	430.74	1,107.06	1,323.69	3,247.89	3,769.78
(e)	Other expenses	1,912.26	1,488.71	1,746.81	5,523.39	5,241.45	7,454.17
	Total expenses	16,829.21	16,021.92	15,347.99	47,285.28	47,379.96	65,013.54
3	Profit from operations before other income, finance costs and exceptional items (1-2)	1,898.84	1,662.44	1,862.23	5,555.44	6,155.35	8,700.41
4	Other income	134.27	422.22	806.64	897.44	1,207.30	1,730.78
5	Profit from ordinary activities before finance costs and exceptional items (3+4)	2,033.11	2,084.66	2,668.87	6,452.88	7,362.64	10,431.19
6	Finance costs	455.88	562.57	500.29	1,530.23	1,467.43	2,241.73
	Profit from ordinary activities after finance costs but before exceptional items (5-6)	1,577.23	1,522.09	2,168.58	4,922.65	5,895.21	8,189.46
7	Exceptional items	-	-	-	-	-	(22,293.47)
9	Profit from ordinary activities before tax (7+8)	1,577.23	1,522.09	2,168.58	4,922.65	5,895.21	(14,104.01)
10	Tax expenses	165.82	277.95	114.04	614.99	462.52	282.66
11	Net profit from ordinary activities after tax (9-10)	1,411.41	1,244.14	2,054.54	4,307.66	5,432.69	(14,386.67)
12	Extraordinary Items (net of tax expenses)	-	-	-	-	-	-
13	Net profit for the period (11-12)	1,411.41	1,244.14	2,054.54	4,307.66	5,432.69	(14,386.67)
14	Minority interest	2.92	7.40	0.52	13.81	(16.59)	(10.86)
15	Net profit for the period after minority interest (13-14)	1,408.49	1,236.74	2,054.02	4,293.85	5,449.28	(14,375.81)
16	Paid up equity share capital (Face value of Rs 10 each)	2,176.88	1,967.28	1,795.79	2,176.88	1,795.79	1,967.28
17	Reserves excluding revaluation reserves	-	-	-	-	-	46,384.92
18	Earning per share (EPS) (of Rs 10 each) (not annualized) (Rs)						
	Before extraordinary items						
	Basic (in Rs.)	6.58	6.32	11.28	21.12	29.94	(73.70)
	Diluted (in Rs.)	6.58	6.32	11.21	21.12	29.76	(73.70)
	After extraordinary items						
	Basic (in Rs.)	6.58	6.32	11.28	21.12	29.94	(73.70)
	Diluted (in Rs.)	6.58	6.32	11.21	21.12	29.76	(73.70)
	EPS before exceptional items after tax						
	Basic (in Rs.)	-	-	-	-	-	40.59
	Diluted (in Rs.)	-	-	-	-	-	40.59



Consolidated Notes: -

1. The above results were reviewed by the Audit Committee and thereafter approved by the Board of Directors at their meeting held on 12 February 2016.
2. The Company has opted to publish only consolidated financial results. The standalone results of the Company will be available on the Company's website viz. www.aurionpro.com and on Stock Exchange websites viz. www.nseindia.com & www.bseindia.com.
3. During the quarter ended and nine months ended 31 December 2015, the Company has earned consolidated foreign exchange gain of Rs 93.71 Lakhs and Rs 806.33 Lakhs respectively (31 December 2014 quarter ended Rs 782.44 Lakhs and nine months ended Rs 1,122.74 Lakhs).
4. Pursuant to write off of Intangible assets during quarter ended 31 March, 2015, amortization / Depreciation for current quarter/nine month ended 31 December, 2015 is lower than that of corresponding period of previous year and hence it is not comparable.
5. The Company has consolidated financial results of all its subsidiary companies as per Accounting Standard 21 – 'Consolidated Financial Statements' issued by the Institute of Chartered Accountants of India.
6. At the 18th Annual General Meeting of the Company held on 22 September 2015, the shareholders approved allotment of 2,503,714 equity shares at the rate of Rs 220 per share and 1,240,000 share warrants at the rate of Rs 220 per share warrant on preferential basis in accordance with accordance with Chapter VII of Securities and Exchange Board of India (Issue of Capital and Disclosure Requirements) Regulations, 2009, as amended from time to time, including Foreign Exchange Management Act, 1999 and applicable provision of Companies Act, 2013.
7. During the current quarter, the Company has made allotment of share warrants and fully paid up equity shares on cash basis to Promoter and Non Promoters details of which are as follows:
 - a) On 15th October 2015, the Company has allotted 740,000 share warrants and 800,000 fully paid up equity shares having a nominal value of Rs 10 each at a premium of Rs 210 per share and;
 - b) On 27th October 2015, the Company has allotted 500,000 share warrants and 1,295,983 fully paid up equity shares having a nominal value of Rs 10 each at a premium of Rs 210 per share.
8. The proceeds of Rs 5,293.16 Lakhs from the aforesaid allotment have been utilized by the Company as per the object stated in the explanatory statement to the notice calling for the general meeting for considering preferential issue. There are no variations between projected and actual utilisation of funds.
9. Pursuant to the scheme of Amalgamation approved by Hon'ble High Court of Judicature of Bombay vide its order dated 30 January 2015, Intellvisions Software Limited ('ISL' or 'merged entity') was merged with the Company effective 12 March 2015 with the appointed date on 1 April 2014. Accordingly, the results of the Company for the quarter and nine months ended 31 December 2014, do not include results of the merged entity and are strictly not comparable to corresponding periods.



10. The Company's standalone turnover is Rs 4,041.97 Lakhs, profit before tax is Rs 681.24 Lakhs and profit after tax is Rs 545.48 Lakhs for the quarter ended 31 December 2015 respectively.

11. Figures for previous period / year have been regrouped / reclassified, wherever necessary to make them comparable with those of the current quarter.

Place: Mumbai
Date: 12th February, 2016



For Aurionpro Solutions Limited

Amit Sheth
Co- Chairman and Managing Director