

30th May, 2016

To,


Deptt. of Corporate Services- Listing
Bombay Stock Exchange Limited
1st Floor, Rotunda Building,
Dalal Street,
Mumbai - 400 001

Sub: Audited (Standalone & Consolidated) Financial Results for the Year ended 31st March, 2016.

Respected Sir,

Pursuant to Regulation 33 of the SEBI (Listing Obligations and Disclosure Requirements) Regulations, 2015, kindly find enclosed herewith Audited (Standalone & Consolidated) Financial Results for the Year ended 31st March, 2016, along with Auditor's Report thereon, issued by the B S R & Co., LLP, Statutory Auditors of the Company.

For **Aurionpro Solutions Limited**



Ninad Kelkar

Company Secretary



Aurionpro Solutions Limited

Statement of Standalone Financial Results for the quarter and year ended 31 March 2016

PART-I		(Rs.in Lakhs)				
Sr. No.	Particulars	Quarter ended			Year ended	
		31 March 2016	31 December 2015	31 March 2015	31 March 2016	31 March 2015
		Unaudited	Unaudited	Unaudited	Audited	Audited
1	Income from operations					
(a)	Net sales / income from operations	4,006.09	4,041.97	8,082.92	16,017.75	26,130.68
(b)	Other operating income	-	-	-	-	-
	Total income from operations	4,006.09	4,041.97	8,082.92	16,017.75	26,130.68
2	Expenses					
(a)	Software development and related expenses	1,120.45	656.27	3,861.77	3,189.22	13,994.49
(b)	Changes in inventories of finished goods, work-in-progress and stock-in-trade	(70.73)	(43.23)	20.28	(53.55)	774.53
(c)	Employee benefits expense	1,699.69	1,820.08	2,093.23	7,399.63	6,387.27
(d)	Depreciation and amortisation expense	269.77	231.81	423.60	929.15	905.90
(e)	Other expenses	887.67	768.48	1,111.91	3,231.61	2,922.29
	Total expenses	3,906.85	3,433.41	7,510.79	14,696.06	24,984.48
3	Profit from operations before other income, finance costs and exceptional items (1-2)	99.24	608.56	572.13	1,321.69	1,146.20
4	Other income	216.34	241.04	188.43	1,572.45	1,296.56
5	Profit from ordinary activities before finance costs and exceptional items (3+4)	315.58	849.60	760.56	2,894.14	2,442.76
6	Finance costs	355.39	168.36	338.42	925.35	1,051.56
7	Profit/(Loss) from ordinary activities after finance costs but before exceptional items (5-6)	(39.81)	681.24	422.14	1,968.79	1,391.20
8	Exceptional items	-	-	-	-	-
9	Profit/(Loss) from ordinary activities before tax (7+8)	(39.81)	681.24	422.14	1,968.79	1,391.20
10	Tax expenses	185.64	135.76	195.45	740.19	414.13
11	Net profit from ordinary activities after tax (9-10)	(225.45)	545.48	226.69	1,228.60	977.07
12	Extraordinary items (net of tax expenses)	-	-	-	-	-
13	Net Profit/(Loss) for the period (11-12)	(225.45)	545.48	226.69	1,228.60	977.07
14	Paid up equity share capital (Face value of Rs 10 each)	2,195.03	2,195.03	1,985.43	2,195.03	1,985.43
15	Reserves excluding revaluation reserves	-	-	-	39,210.73	34,373.01
16	Earning per share (EPS) (of Rs 10 each) (not annualized) (Rs)					
	Before extraordinary items					
	Basic (in Rs.)	(1.03)	2.54	1.35	5.90	4.96
	Diluted (in Rs.)	(1.03)	2.54	1.35	5.90	4.96
	After extraordinary items					
	Basic (in Rs.)	(1.03)	2.54	1.35	5.90	4.96
	Diluted (in Rs.)	(1.03)	2.54	1.35	5.90	4.96
	See accompanying notes to the financial results					




Standalone Notes



1. Statement of Assets and Liabilities:

(Rs.in Lakhs)

Particulars	As at	As at
	31 March 2016	31 March 2015
	Audited	Audited
I. EQUITY AND LIABILITIES		
1 Shareholders' funds		
(a) Share capital	2,195.03	1,985.43
(b) Reserves and surplus	39,210.73	34,373.01
(c) Money received against Share Application Money	682.00	-
Total shareholders' funds	42,087.76	36,358.44
2 Non-current liabilities		
(a) Long-term borrowings	1,240.45	751.81
(b) Other Long-term liabilities	66.21	39.86
(c) Long-term provisions	231.12	211.43
Total Non-current liabilities	1,537.78	1,003.10
3 Current liabilities		
(a) Short-term borrowings	4,364.50	5,240.31
(b) Trade payables	1,343.32	3,035.29
(c) Other current liabilities	4,405.54	2,920.23
(d) Short-term provisions	1,523.27	1,115.39
Total Current liabilities	11,636.63	12,311.22
TOTAL EQUITY AND LIABILITIES	55,262.17	49,672.76
II. ASSETS		
Non-current assets		
1 (a) Fixed assets	4,665.13	2,922.50
(b) Non-current investments	18,276.46	12,192.86
(c) Deferred tax assets (net)	275.04	113.55
(c) Long-term loans and advances	2,535.02	2,629.31
(d) Other non-current assets	232.74	313.14
Total Non-current assets	25,984.39	18,171.36
2 Current assets		
(a) Current investments	-	12.39
(b) Inventories	729.19	641.73
(c) Trade receivables	6,913.42	6,960.15
(d) Cash and bank balances	1,029.35	803.32
(e) Short-term loans and advances	20,406.59	22,974.56
(f) Other current assets	199.23	109.25
Total Current assets	29,277.78	31,501.40
TOTAL ASSETS	55,262.17	49,672.76



2. The above results were reviewed by the Audit Committee and thereafter approved by the Board of Directors at their meeting held on 30 May 2016.
3. The Company/Group has identified geographic segment as its primary segments on the basis of the location of assets. The Company's assets are predominantly located in India. Hence, no separate disclosure of segment information in line with Accounting Standard (AS) 17 on "Segmental Reporting" is required.
4. The Statutory Auditors of the Company have conducted Audit of the above financial results of the Company for the year ended March 31, 2016. An unqualified opinion has been issued by them thereon.
5. The Board has recommended a dividend of Rs.3/- (30 %) per equity shares of the face value of Rs 10 each in its meeting held on 30 May 2016 subject to approval of the members of the Company at the forthcoming Annual General Meeting.
6. During the year, provision for income-tax has been made after utilizing MAT credit of Rs.203.19 Lacs.
7. The proceeds of Rs 5,293.16 Lakhs from the allotment of 20,95,983 equity shares and 12,40,000 convertible warrants have been utilized by the Company as per the object stated in the explanatory statement to the notice calling for the general meeting for considering preferential issue. There are no variations between projected and actual utilization of funds.
8. The figures for the quarters ended 31 March 2016 and 31 March 2015 are the balancing figures between the audited figures for the years ended 31 March 2016 and 31 March 2015 and the published figures up to third quarters ended 31 December 2015 and 31 December 2014.
9. During the previous year, to the scheme of Amalgamation approved by Hon'ble High Court of Judicature of Bombay vide its order dated 30 January 2015, Intellvisions Software Limited ('ISL' or 'merged entity') was merged with the Company effective 12 March 2015 with the appointed date on 1 April 2014. Accordingly, the results of the Company for the quarter ended 31 March 2015, do not include results of the merged entity and are strictly not comparable to corresponding quarter.



10. In terms of SEBI circular CIR/CFD/CMD/56/2016 dated May 27, 2016 the company hereby declare that the auditors have issued audit reports with unmodified opinion on the annual audited standalone financials results for the year ended March 31, 2016.
11. Figures for the previous periods/year have been regrouped/reclassified wherever necessary to make them comparable with those of the current periods classification/disclosure.

For and on behalf of the Board





Amit Sheth
(DIN: 00122623)
Co-Chairman & Managing Director

Place: Mumbai
Date: 30th May, 2016



B S R & Co. LLP

Chartered Accountants

5th Floor, Lodha Excelus,
Apollo Mills Compound
N. M. Joshi Marg, Mahalaxmi
Mumbai - 400 011
India

Telephone +91 (22) 4345 5300
Fax +91 (22) 4345 5399

Independent Auditor's Report on the financial results of Aurionpro Solutions Limited pursuant to the Securities and Exchange Board of India (Listing Obligations and Disclosure Requirements) Regulations, 2015

To The Board of Directors of Aurionpro Solutions Limited

1. We have audited the accompanying Standalone Financial results ("Results") of Aurionpro Solutions Limited ("the Company"), for the year ended 31 March 2016 included in the accompanying Statement of Standalone Financial Results ("the Statement"), attached herewith, being submitted by the Company pursuant to the requirement of Regulation 33 of the Securities and Exchange Board of India (Listing Obligations and Disclosure Requirements) Regulations, 2015. Attention is drawn to the fact that the figures for the quarter ended 31 March 2016 and the corresponding quarter ended in the previous year as reported in the Statement are the balancing figures between audited figures in respect of the full financial year and the published year to date figures up to the end of the third quarter of the current and previous financial year. Also the figures up to the end of third quarter for the current financial year had only been reviewed and not subjected to audit.

Management's Responsibility for the statement of Financial Results

2. The Statement has been prepared on the basis of the annual financial statements and reviewed quarterly financial results upto the end of the third quarter. Management is responsible for the preparation of these financial results and other financial information in accordance with the recognition and measurement principles laid down under Section 133 of the Companies Act, 2013 read with rule 7 of the Companies (Accounts) Rules, 2014 and other accounting principles generally accepted in India and in compliance with Regulation 33 of the Securities and Exchange Board of India (Listing Obligations and Disclosure Requirements) Regulations, 2015.

This responsibility includes the design, implementation and maintenance of internal control relevant to the preparation and presentation of the financial results that give a true and fair view and are free from material misstatement, whether due to fraud or error.

Auditors' Responsibility

3. Our responsibility is to express an opinion on the statement based on our audit of the financial statements. We conducted our audit in accordance with the auditing standards generally accepted in India. Those Standards require that we plan and perform the audit to obtain reasonable assurance about whether the financial results are free of material misstatement.
4. An audit includes examining, on a test basis, evidence supporting the amounts disclosed as financial results. An audit also includes assessing the accounting principles used and significant estimates made by management. We believe that our audit provides a reasonable basis for our opinion.



Independent Auditor's Report on the financial results of Aurionpro Solutions Limited pursuant to the Securities and Exchange Board of India (Listing Obligations and Disclosure Requirements) Regulations, 2015 (Continued)

Aurionpro Solutions Limited

Opinion

5. In our opinion and to the best of our information and according to the explanations given to us, the Statement:
- (i) is presented in accordance with the requirements of Regulation 33 of the Securities and Exchange Board of India (Listing Obligations and Disclosure Requirements) Regulations, 2015 in this regard; and
 - (ii) gives a true and fair view of the net loss and other financial information for the quarter ended 31 March 2016 and gives a true and fair view of net profit and other financial information for the year to date results for the period from 1 April 2015 to 31 March 2016.

For **B S R & Co. LLP**
Chartered Accountants
(Firm's Registration No: 101248W/W-
100022)

B. H. Dhupelia


Bhavesh Dhupelia
Partner
Membership No. 042070

Mumbai
30 May 2016

Aurionpro Solutions Limited

Statement of Consolidated Financial Results for the Year ended 31 March 2016

PART-I		(Rs.in Lakhs)				
Sr. No.	Particulars	Quarter ended			Year ended	
		31 March 2016	31 December 2015	31 March 2015	31 March 2016 Audited	31 March 2015 Audited
1	Income from operations					
(a)	Net sales / income from operations	18,202.22	18,728.05	20,178.64	71,042.94	73,713.95
(b)	Other operating income		-			
	Total income from operations	18,202.22	18,728.05	20,178.64	71,042.94	73,713.95
2	Expenses					
(a)	Software development and related expenses	6,594.26	6,846.47	8,207.42	23,943.98	26,065.74
(b)	Changes in inventories of finished goods, work-in-progress and stock-in-trade	(70.73)	(43.24)	(8.19)	(53.55)	746.06
(c)	Employee benefits expense	7,124.36	7,652.18	6,626.56	30,195.66	26,977.79
(d)	Depreciation and amortisation expense	329.75	461.54	521.89	1,653.44	3,769.78
(e)	Other expenses	2,167.07	1,912.26	2,293.36	7,690.46	7,461.64
	Total expenses	16,144.71	16,829.21	17,641.04	63,429.99	65,021.01
3	Profit from operations before other income, finance costs and exceptional items (1-2)	2,057.51	1,898.84	2,537.60	7,612.95	8,692.94
4	Other income	26.78	134.27	530.94	924.22	1,738.25
5	Profit from ordinary activities before finance costs and exceptional items (3+4)	2,084.29	2,033.11	3,068.54	8,537.17	10,431.19
6	Finance costs	777.19	455.88	774.30	2,307.42	2,241.73
7	Profit from ordinary activities after finance costs but before exceptional items (5-6)	1,307.10	1,577.23	2,294.24	6,229.75	8,189.46
8	Exceptional items		-	(22,293.47)	-	(22,293.47)
9	Profit/(Loss) from ordinary activities before tax (7+8)	1,307.10	1,577.23	(19,999.23)	6,229.75	(14,104.01)
10	Tax expenses	105.74	165.82	(179.86)	720.73	282.66
11	Net profit/(Loss) from ordinary activities after tax (9-10)	1,201.36	1,411.41	(19,819.37)	5,509.02	(14,386.67)
12	Extraordinary Items (net of tax expenses)	-	-	-	-	-
13	Net profit/(Loss) for the period (11-12)	1,201.36	1,411.41	(19,819.37)	5,509.02	(14,386.67)
14	Minority interest	78.01	2.92	(11.38)	91.81	(10.86)
15	Net profit/(Loss) for the period after minority interest (13-14)	1,123.35	1,408.49	(19,807.99)	5,417.21	(14,375.81)
16	Paid up equity share capital (Face value of Rs 10 each)	2,176.88	2,176.88	1,967.28	2,176.88	1,967.28
17	Reserves excluding revaluation reserves	-	-	-	56,560.09	46,384.92
18	Earning per share (EPS) (of Rs 10 each) (not annualized) (Rs)					
	Before extraordinary items					
	Basic (in Rs.)	5.47	6.58	(100.99)	26.44	(73.70)
	Diluted (in Rs.)	5.47	6.58	(100.99)	26.44	(73.70)
	After extraordinary items					
	Basic (in Rs.)	5.47	6.58	(100.99)	26.44	(73.70)
	Diluted (in Rs.)	5.47	6.58	(100.99)	26.44	(73.70)
	EPS before exceptional items after tax					
	Basic (in Rs.)	5.47	6.58	12.67	26.44	40.59
	Diluted (in Rs.)	5.47	6.58	12.67	26.44	40.59



Notes to the financial results:

1. Statement of Assets and Liabilities:


(Rs.in Lakhs)

Particulars		As at	As at
		31 March 2016	31 March 2015
		Audited	Audited
I.	EQUITY AND LIABILITIES		
1	Shareholders' funds		
	(a) Share capital	2,176.88	1,967.28
	(b) Reserves and surplus	56,560.09	46,384.92
	(C) Money received against Share Warrants	682.00	-
	Sub-Total: shareholders' funds	59,418.97	48,352.20
2	Minority Interest	136.98	74.57
3	Non-current liabilities		
	(a) Long-term borrowings	1,553.52	3,818.46
	(b) Deferred tax liabilities (net)	-	-
	(b) Other Long-term liabilities	66.21	39.86
	(c) Long-term provisions	376.46	211.43
	Sub-Total:Non-current liabilities	1,996.19	4,069.75
4	Current liabilities		
	(a) Short-term borrowings	11,927.24	13,963.32
	(b) Trade payables	5,029.26	6,079.78
	(c) Other current liabilities	11,983.71	8,424.62
	(d) Short-term provisions	1,966.25	1,498.96
	Sub-Total: Current liabilities	30,906.46	29,966.68
	TOTAL EQUITY AND LIABILITIES	92,458.60	82,463.20
II.	ASSETS		
	Non-current assets		
1	(a) Fixed assets		
	(i) Tangible assets	4,842.80	3,194.41
	(ii) Intangible assets	2,946.56	3,013.76
	(iii) Capital work-in-progress	10,572.89	10,452.46
	(b) Goodwill on Consolidation	14,791.01	13,881.10
	(c) Non-current investments	420.17	420.18
	(d) Deferred tax assets (net)	2,693.58	2,188.21
	(e) Long-term loans and advances	10,457.88	9,750.93
	(f) Other non-current assets	232.74	313.14
	Sub-Total: Non-current assets	46,957.63	43,214.19
2	Current assets		
	(a) Current investments	337.02	12.39
	(b) Inventories	729.19	670.20
	(c) Trade receivables	18,224.13	18,274.03
	(d) Cash and bank balances	3,152.07	2,535.11
	(e) Short-term loans and advances	21,358.05	16,342.54
	(f) Other current assets	1,700.51	1,414.74
	Sub-Total: Current assets	45,500.97	39,249.01
	TOTAL ASSETS	92,458.60	82,463.20


2. The above results were reviewed by the Audit Committee and thereafter approved by the Board of Directors at their meeting held on 30 May 2016.

3. Segment Reporting:

Particulars	Year ended	
	31.03.2016	31.03.2015
	Audited	Audited
I) Segment Revenue		
India	15,890.49	25,779.77
USA	29,981.45	29,462.75
Middleast	11,996.30	9,898.45
Singapore	13,171.36	9,515.04
Others	6,601.19	7,292.64
Total	77,640.79	81,948.65
Inter-Segment Revenue	(6,597.85)	(8,234.69)
Net Income from Operations	71,042.94	73,713.95
II) Segment Results		
Profit or Loss before Tax and Interest		
India	2,839.51	1,977.98
USA	771.47	840.16
Middleast	3,294.28	5,674.72
Singapore	1,628.26	1,908.85
Others	3.63	(24.80)
Total	8,537.15	10,376.91
Interest	2,307.42	2,187.44
Profit before Tax	6,229.73	8,189.47
III) Capital Employed (Segment Assets- Segment Liabilities)		
India	19,709.94	16,018.76
USA	8,370.64	8,145.32
Middleast	20,385.79	17,089.48
Singapore	12,812.95	10,533.32
Others	247.50	220.93
Unallocated	(2,314.43)	(2,762.22)
Total	59,212.40	49,245.59



4. The Company has opted to publish only consolidated financial results. The standalone results of the Company will be available on the Company's website viz. www.aurionpro.com and on Stock Exchange websites viz. www.nseindia.com & www.bseindia.com.
5. The Statutory Auditors of the Company have conducted Audit of the above financial results of the Company for the Quarter and Year ended March 31, 2016. An unqualified opinion has been issued by them thereon.
6. The Company has consolidated financial results of all its subsidiary companies and jointly controlled entity as per Accounting Standard 21 – 'Consolidated Financial Statements' and as per Accounting Standard (AS) 27 – 'Financials Reporting of Interest in Joint Venture', issued by the Institute of Chartered Accountants of India.
7. After close of the financial year, In line with the Company's strategy of divesting non-core business, Aurionpro Solutions INC., has entered into an arrangement to divest its' IT Services Business to Saicon Consultant Inc., at a consideration of USD 10 million.
8. After close of the financial year, Aurionpro Solutions INC has entered into a definitive agreement to acquire Spikes Security INC., a Silicon Valley pioneer of network based Web Malware Isolation products. The transaction has been structured by which Aurionpro's Enterprise Security Division and Spikes Security will be merged under a new subsidiary, in which Aurionpro Solutions INC will hold 80% stake.
9. The proceeds of Rs 5,293.16 Lakhs from the allotment of 20,95,983 equity shares and 12,40,000 convertible warrants have been utilized by the Company as per the object stated in the explanatory statement to the notice calling for the general meeting for considering preferential issue. There are no variations between projected and actual utilization of funds
10. The Company's standalone turnover is Rs 16,017.75 Lakhs, profit before tax is Rs 1,968.78 Lakhs and profit after tax is Rs 1,228.60 Lakhs for the year ended 31 March 2016 respectively.
11. Exceptional item for year ended 31 March 2015 represents write off Intangible assets amounting to Rs. 22,293.47 lacs.



12. During the previous year, to the scheme of Amalgamation approved by Hon'ble High Court of Judicature of Bombay vide its order dated 30 January 2015, Intellvisions Software Limited ('ISL' or 'merged entity') was merged with the Company effective 12 March 2015 with the appointed date on 1 April 2014. Accordingly, the results of the Company for the quarter ended 31 March 2015, do not include results of the merged entity and are strictly not comparable to corresponding quarter.
13. In terms of SEBI circular CIR/CFD/CMD/56/2016 dated May 27, 2016 the parent company hereby declare that the auditors have issued audit reports with unmodified opinion on the annual audited consolidated financial results for the year ended March 31, 2016.
14. Figures for previous period / year have been regrouped / reclassified, wherever necessary to make them comparable with those of the current quarter.

For and on behalf of the Board


Amit Sheth
(DIN: 00122623)


Co-Chairman & Managing Director

Place: Mumbai

Date: 30th May, 2016



BSR & Co. LLP

Chartered Accountants

5th Floor, Lodha Excelus,
Apollo Mills Compound
N. M. Joshi Marg, Mahalaxmi
Mumbai - 400 011
India

Telephone +91 (22) 4345 5300
Fax +91 (22) 4345 5399

Independent Auditor's Report on the Consolidated Financial Results of Aurionpro Solutions Limited pursuant to the Securities and Exchange Board of India (Listing Obligations and Disclosure Requirements) Regulations, 2015

To the Board of Directors of Aurionpro Solutions Limited

1. We have audited the accompanying Consolidated Financial Results ("Consolidated Results") of Aurionpro Solutions Limited (hereinafter referred to as "the Holding Company") and its subsidiaries (collectively referred to as "the Group"), its jointly controlled entity for the year ended 31 March 2016, included in the accompanying Statement of Consolidated Financial Results ("the Statement"), attached herewith, being submitted by the Holding Company pursuant to the requirement of Regulation 33 of the Securities and Exchange Board of India (Listing Obligations and Disclosure Requirements) Regulations, 2015.

Management's Responsibility for the statement of Financial Results

2. The Statement has been prepared on the basis of the annual consolidated financial statements. Management is responsible for the preparation of these consolidated results and other financial information in accordance with the recognition and measurement principles laid down under Section 133 of the Companies Act, 2013 read with rule 7 of the Companies (Accounts) Rules, 2014 and other accounting principles generally accepted in India and in compliance with Regulation 33 of the Securities and Exchange Board of India (Listing Obligations and Disclosure Requirements) Regulations, 2015.

This responsibility includes the design, implementation and maintenance of internal control relevant to the preparation and presentation of the financial results that give a true and fair view and are free from material misstatement, whether due to fraud or error.

Auditors' Responsibility

3. Our responsibility is to express an opinion on the Statement based on our audit of the annual consolidated financial statements. We conducted our audit in accordance with the auditing standards generally accepted in India. Those Standards require that we plan and perform the audit to obtain reasonable assurance about whether the consolidated results is free of material misstatement.

An audit includes examining, on a test basis, evidence supporting the amounts disclosed as financial results. An audit also includes assessing the accounting principles used and significant estimates made by management. We believe that our audit provides a reasonable basis for our opinion.

Independent Auditor's Report on the Consolidated Financial Results of Aurionpro Solutions Limited pursuant to the Securities and Exchange Board of India (Listing Obligations and Disclosure Requirements) Regulations, 2015 (Continued)

Aurionpro Solutions Limited

Opinion

4. In our opinion and to the best of our information and according to the explanations given to us, the Statement:
- (i) includes the annual financial results of the following entities (list of entities included in consolidation)
 - a) Aurionpro Solutions Limited, the Holding Company
 - b) Aurionpro Solutions, Inc., 100% subsidiary
 - c) Aurionpro Solutions SPC, 100% subsidiary
 - d) Aurionpro Solutions Pte. Limited, 100% subsidiary
 - e) Aurionpro SCM Pte. Limited, 100% subsidiary
 - f) Auroscient Outsourcing Limited, 100% subsidiary
 - g) Aurofidel Outsourcing Limited, 100% subsidiary
 - h) PT Aurionpro Solutions, 80% subsidiary
 - i) Servopt Consulting Private Limited, 100% subsidiary
 - j) Intellvisions Solutions Private Limited, 100% subsidiary
 - k) Intellvisions Software LLC, 80% subsidiary
 - l) Intellvisions Security & Surveillance LLC, 80% subsidiary
 - m) SENA Systems Private Limited, 100% subsidiary
 - n) Aurionpro SCM, Inc., 60% subsidiary
 - o) Aurionpro Solutions PLC, 100% subsidiary
 - p) Aurionpro Holdings Pte. Limited, 100% subsidiary
 - q) Integro Technologies Pte. Limited, 100% subsidiary
 - r) Integro Technologies SDN BHD, 100% subsidiary
 - s) Integro Technologies Company Limited, 100% subsidiary
 - t) Aurionpro Solutions PTY Limited, 100% subsidiary
 - u) Aurionpro Solutions (Africa) Limited, 50% jointly controlled entity
 - (ii) is presented in accordance with the requirements of Regulation 33 of the Securities and Exchange Board of India (Listing Obligations and Disclosure Requirements) Regulations, 2015 in this regard; and
 - (iii) gives a true and fair view of the consolidated net profit and other financial information for the year ended 31 March 2016.

Independent Auditor's Report on the Consolidated Financial Results of Aurionpro Solutions Limited pursuant to the Securities and Exchange Board of India (Listing Obligations and Disclosure Requirements) Regulations, 2015 (Continued)

Aurionpro Solutions Limited

Other Matters

5. We did not audit the financial statements of nineteen subsidiaries included in the consolidated year to date financial results, whose consolidated financial statements reflect total assets of Rs 59,295.87 lakhs as on 31 March 2016 and total revenue of Rs 63,887.59 lakhs. These financial statements have been audited by other auditors whose reports have been furnished to us by the Management, and our opinion on the consolidated year to date financial results, to the extent they have been derived from such financial statements, is based solely in the report of such other auditor.
6. The financial statement of a jointly controlled entity whose financial statement reflect share of total assets of Rs 6.54 lakhs and total revenue of Rs Nil for the year then ended in these consolidated results have not been audited by us or by other auditors and the unaudited financial statement as certified by management / approved by the Board of Director of the jointly controlled entity as at and for the year ended 31 March 2016 have been included in these consolidated results , as these are not material to the consolidated financial statements.

Our audit report is not qualified in respect of the above matters.

For **B S R & Co. LLP**
Chartered Accountants
(Firm's Registration No: 101248W/W-
100022)

B. H. Dhupelia

Bhavesh Dhupelia
Partner
Membership No. 042070

Mumbai
30 May 2016